







21st. Asia Masters Athletics Championships 2019
Programme Day 5 - 06/12/2019 (FRIDAY)

Event No.	Time	Event	Category	Gender	Stage	Venue
501/1	0730	4 X 100m	M 35	Men	Final 1	Stadium 1
501/2	0730	4 X 100m	M 35	Men	Final 2	Stadium 1
502/1	0730	4 X 100m	M 40	Men	Final 1	Stadium 2
502/2	0730	4 X 100m	M 40	Men	Final 2	Stadium 2
503	0730	Hammer Throw	W 75	Women	Final	Stadium 1
504	0730	Hammer Throw	W 80	Women	Final	Stadium 1
505/1	0745	4 X 100m	W 35	Women	Final 1	Stadium 1
505/2	0745	4 X 100m	W 35	Women	Final 2	Stadium 1
506/1	0745	4 X 100m	W 40	Women	Final 1	Stadium 2
506/2	0745	4 X 100m	W 40	Women	Final 2	Stadium 2
507/1	0800	4 X 100m	M 45	Men	Final 1	Stadium 1
507/2	0800	4 X 100m	M 45	Men	Final 2	Stadium 1
508/1	0800	4 X 100m	M 50	Men	Final 1	Stadium 2
508/2	0800	4 X 100m	M 50	Men	Final 2	Stadium 2
509	0800	Javelin Throw	M 35	Men	Final	Stadium 1
510	0800	Javelin Throw	M 50	Men	Final	Stadium 2
511/1	0815	4 X 100m	W 45	Women	Final 1	Stadium 1
511/2	0815	4 X 100m	W 45	Women	Final 2	Stadium 1
512/1	0815	4 X 100m	W 50	Women	Final 1	Stadium 2
512/2	0815	4 X 100m	W 50	Women	Final 2	Stadium 2
513	0830	Hammer Throw	W 65	Women	Final	Stadium 1
514	0830	Hammer Throw	W 70	Women	Final	Stadium 1
515/1	0830	4 X 100m	M 55	Men	Final 1	Stadium 1
515/2	0830	4 X 100m	M 55	Men	Final 2	Stadium 1
516/1	0830	4 X 100m	M 60	Men	Final 1	Stadium 2
516/2	0830	4 X 100m	M 60	Men	Final 2	Stadium 2
517/1	0845	4 X 100m	W 55	Women	Final 1	Stadium 1
517/2	0845	4 X 100m	W 55	Women	Final 2	Stadium 1
518/1	0845	4 X 100m	W 60	Women	Final 1	Stadium 2
518/2	0845	4 X 100m	W 60	Women	Final 2	Stadium 2
519	0900	Pole Vault	M 70	Men	Final	Stadium 1
520/1	0900	4 X 100m	M 65	Men	Final 1	Stadium 1
520/2	0900	4 X 100m	M 65	Men	Final 2	Stadium 1
521/1	0900	4 X 100m	M 70	Men	Final 1	Stadium 2
521/2	0900	4 X 100m	M 70	Men	Final 2	Stadium 2
522/1	0915	4 X 100m	W 65	Women	Final 1	Stadium 1
522/2	0915	4 X 100m	W 65	Women	Final 2	Stadium 1
523/1	0915	4 X 100m	W 70	Women	Final 1	Stadium 2
523/2	0915	4 X 100m	W 70	Women	Final 2	Stadium 2
524/1	0930	4 X 100m	M 75	Men	Final 1	Stadium 1
524/2	0930	4 X 100m	M 75	Men	Final 2	Stadium 1
525/1	0930	4 X 100m	M 80	Men	Final 1	Stadium 2
525/2	0930	4 X 100m	M 80	Men	Final 2	Stadium 2
526	0930	Hammer Throw	W 50	Women	Final	Stadium 1
527	0930	Javelin Throw	M 40	Men	Final	Stadium 1
528/1	0945	4 X 100m	W 75	Women	Final 1	Stadium 1
528/2	0945	4 X 100m	W 75	Women	Final 2	Stadium 1

Event No.	Time	Event	Category	Gender	Stage	Venue
529/1	0945	4 X 100m	W 80	Women	Final 1	Stadium 2
529/2	0945	4 X 100m	W 80	Women	Final 2	Stadium 2
530/1	1000	4 X 100m	M 85	Men	Final 1	Stadium 1
530/2	1000	4 X 100m	M 85	Men	Final 2	Stadium 1
531/1	1000	4 X 100m	M 90	Men	Final 1	Stadium 2
531/2	1000	4 X 100m	M 90	Men	Final 2	Stadium 2
532	1000	Javelin Throw	M 55	Men	Final	Stadium 2
533/1	1015	4 X 100m	W 85	Women	Final 1	Stadium 1
533/2	1015	4 X 100m	W 85	Women	Final 2	Stadium 1
534/1	1015	4 X 100m	W 90	Women	Final 1	Stadium 2
534/2	1015	4 X 100m	W 90	Women	Final 2	Stadium 2
535/1	1030	4 X 100m	M 95	Men	Final 1	Stadium 1
535/2	1030	4 X 100m	M 95	Men	Final 2	Stadium 1
536/1	1030	4 X 100m	M 100	Men	Final 1	Stadium 2
536/2	1030	4 X 100m	M 100	Men	Final 2	Stadium 2
537/1	1045	4 X 100m	W 95	Women	Final 1	Stadium 1
537/2	1045	4 X 100m	W 95	Women	Final 2	Stadium 1
538/1	1045	4 X 100m	W 100	Women	Final 1	Stadium 2
538/2	1045	4 X 100m	W 100	Women	Final 2	Stadium 2
539	1100	3,000m Steeplechase	M 35	Men	Final	Stadium 1
540	1100	3,000m Steeplechase	M 40	Men	Final	Stadium 1
541	1100	Hammer Throw	W 55	Women	Final	Stadium 1
542	1120	3,000m Steeplechase	M 45	Men	Final	Stadium 1
543	1130	Javelin Throw	M 45	Men	Final	Stadium 1
544	1130	Javelin Throw	M 60	Men	Final	Stadium 2
545	1140	3,000m Steeplechase	M 50	Men	Final	Stadium 1
546	1140	3,000m Steeplechase	M 55	Men	Final	Stadium 1
547	1230	Hammer Throw	W 60	Women	Final	Stadium 1
548	1330	Javelin Throw	M 80	Men	Final	Stadium 1
549	1330	Javelin Throw	M 65	Men	Final	Stadium 2
550	1400	Hammer Throw	W 35	Women	Final	Stadium 1
551	1400	Hammer Throw	W 40	Women	Final	Stadium 1
552	1400	Pole Vault	M 75	Men	Final	Stadium 1
553	1400	Pole Vault	M 80	Men	Final	Stadium 1
554/1	1400	4 X 400m	W 35	Women	Final 1	Stadium 1
554/2	1400	4 X 400m	W 35	Women	Final 2	Stadium 1
555/1	1410	4 X 400m	W 40	Women	Final 1	Stadium 1
555/2	1410	4 X 400m	W 40	Women	Final 2	Stadium 1
556/1	1420	4 X 400m	W 45	Women	Final 1	Stadium 1
556/2	1420	4 X 400m	W 45	Women	Final 2	Stadium 1
557	1430	Javelin Throw	M 85	Men	Final	Stadium 1
558	1430	Javelin Throw	M 90	Men	Final	Stadium 1
559	1430	Javelin Throw	M 95	Men	Final	Stadium 1
560/1	1430	4 X 400m	W 50	Women	Final 1	Stadium 1
560/2	1430	4 X 400m	W 50	Women	Final 2	Stadium 1
561/1	1440	4 X 400m	W 55	Women	Final 1	Stadium 1
561/2	1440	4 X 400m	W 55	Women	Final 2	Stadium 1
562/1	1450	4 X 400m	W 60	Women	Final 1	Stadium 1
562/2	1450	4 X 400m	W 60	Women	Final 2	Stadium 1

Event No.	Time	Event	Category	Gender	Stage	Venue
563/1	1500	4 X 400m	W 65	Women	Final 1	Stadium 1
563/2	1500	4 X 400m	W 65	Women	Final 2	Stadium 1
564	1500	Javelin Throw	M 70	Men	Final	Stadium 2
565/1	1510	4 X 400m	W 70	Women	Final 1	Stadium 1
565/2	1510	4 X 400m	W 70	Women	Final 2	Stadium 1
566/1	1520	4 X 400m	W 75	Women	Final 1	Stadium 1
566/2	1520	4 X 400m	W 75	Women	Final 2	Stadium 1
567/1	1530	4 X 400m	W 80 +	Women	Final 1	Stadium 1
567/2	1530	4 X 400m	W 80 +	Women	Final 2	Stadium 1
568	1530	Hammer Throw	W 45	Women	Final	Stadium 1
569/1	1540	4 X 400m	M 35	Men	Final 1	Stadium 1
569/2	1540	4 X 400m	M 35	Men	Final 2	Stadium 1
570/1	1550	4 X 400m	M 40	Men	Final 1	Stadium 1
570/2	1550	4 X 400m	M 40	Men	Final 2	Stadium 1
571/1	1600	4 X 400m	M 45	Men	Final 1	Stadium 1
571/2	1600	4 X 400m	M 45	Men	Final 2	Stadium 1
572/1	1610	4 X 400m	M 50	Men	Final 1	Stadium 1
572/2	1610	4 X 400m	M 50	Men	Final 2	Stadium 1
573/1	1620	4 X 400m	M 55	Men	Final 1	Stadium 1
573/2	1620	4 X 400m	M 55	Men	Final 2	Stadium 1
574	1630	Javelin Throw	M 75	Men	Final	Stadium 2
575/1	1630	4 X 400m	M 60	Men	Final 1	Stadium 1
575/2	1630	4 X 400m	M 60	Men	Final 2	Stadium 1
576/1	1640	4 X 400m	M 65	Men	Final 1	Stadium 1
576/2	1640	4 X 400m	M 65	Men	Final 2	Stadium 1
577/1	1650	4 X 400m	M 70	Men	Final 1	Stadium 1
577/2	1650	4 X 400m	M 70	Men	Final 2	Stadium 1
578/1	1700	4 X 400m	M 75	Men	Final 1	Stadium 1
578/2	1700	4 X 400m	M 75	Men	Final 2	Stadium 1
579/1	1710	4 X 400m	M 80	Men	Final 1	Stadium 1
579/2	1710	4 X 400m	M 80	Men	Final 2	Stadium 1
580/1	1720	4 X 400m	M 85	Men	Final 1	Stadium 1
580/2	1720	4 X 400m	M 85	Men	Final 2	Stadium 1
581/1	1730	4 X 400m	M 90+	Men	Final 1	Stadium 1
581/2	1730	4 X 400m	M 90+	Men	Final 2	Stadium 1

	1
	1A
	1B
	2
	3A
	3B